

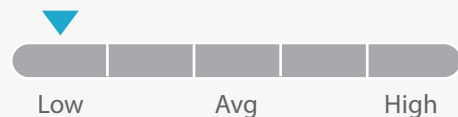
FUND GOALS

- » Objective: Provide current income and growth of long-term capital and income.
- » The Fund invests in dividend-paying equity securities at the time of purchase. Under normal circumstances, the Fund invests in equity securities of companies with large and medium market capitalizations.
- » The Fund is generally appropriate for investors seeking capital appreciation and income.

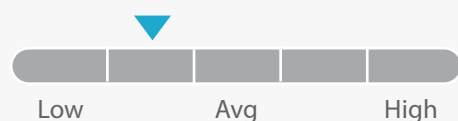
CHARACTERISTICS

Assets	\$23,126,649
Distribution Frequency	Quarterly
Morningstar Category	Allocation – 70% to 85% Equity

RISK VS. CATEGORY



RETURN VS. CATEGORY



MORNINGSTAR VALUATION BOX (%)

LARGE	42	43	10
	0	3	0
	0	0	0
	VALUE	BLEND	GROWTH

SPECIFICATIONS

	Class I (AFAAX)	Class A (APIGX)	Class L (AFDDX)
Incep.	7/01/2004	04/13/1988	07/01/2004
Cusip	028837-86-2	028837-40-9	028837-85-4

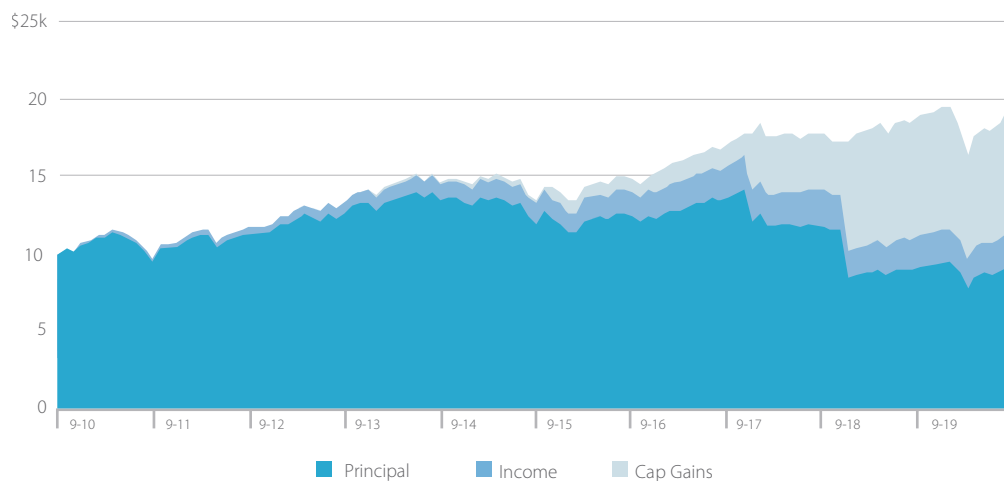
AVERAGE ANNUAL TOTAL RETURNS (%) AS OF 9/30/20

Class	Ticker	YTD	1 Year	3 Year	5 Year	10 Year	Inception
i ³	AFAAX	-3.99	-0.63	3.24	7.09	6.93	6.48
A ¹	APIGX	-4.16	-0.88	2.98	6.76	6.50	6.45
A ²	APIGX	-9.68	-6.57	0.96	5.50	5.87	6.45
L	AFDDX	-4.70	-1.62	2.20	6.03	5.87	5.44

¹ without sales charge ² with 5.75% sales charge ³ Inception Date: July, 1, 2004

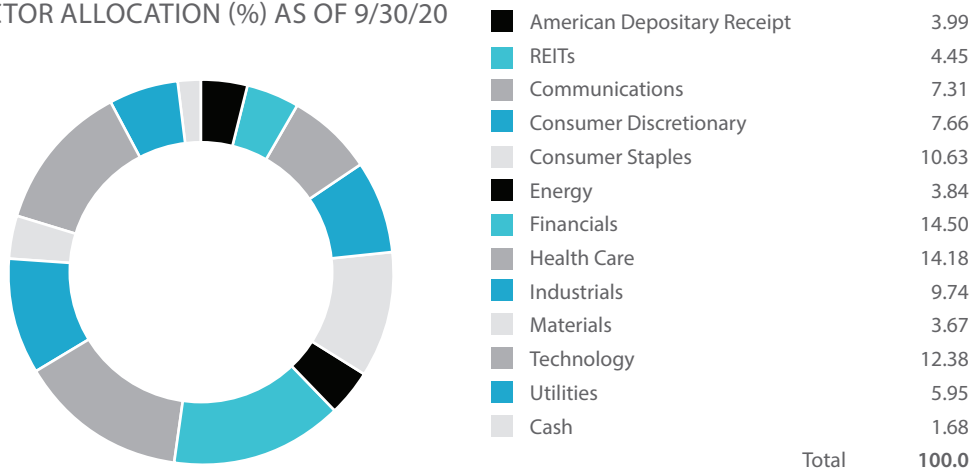
The Performance quoted represents past performance and does not guarantee future results. The investment return and principal value of an investment in the Fund will fluctuate so that an investor's shares, when redeemed, may be worth more or less than their original cost. Current performance of the Fund may be lower or higher than the performance quoted. Performance data current to the most recent month end may be obtained by calling 1-800-544-6060.

PORTFOLIO: 9/30/10 - 9/30/20



Source: Morningstar: Assuming Class A Load Waived (APIGX)

SECTOR ALLOCATION (%) AS OF 9/30/20



Notes + Important Disclosures

You should carefully consider the investment objectives, potential risks, management fees, and charges and expenses of the Fund before investing. The Fund's prospectus contains this and other information about the Fund, and should be read carefully before investing. You may obtain a current copy of the fund's prospectus by calling 1-800-544-6060.

¹Beta measured against Morningstar Allocation 70% - 85% Equity Category. Beta is the sensitivity of a stock's returns to the returns on the best match market index. Alpha is a measure of risk of an investment relative to

the best match market index.

Per the most recent prospectus, (1) Fund total Operating expense ratios are (1)Class A 1.76%; Class L 2.51%; Institutional 1.51% and (2) Fund adjusted annual operating expense ratios are: Class A 1.48%; Class L 2.23% Institutional 1.23% plus acquired fund fees an expenses of 0.04%. In the interest of limiting expenses of the Fund, the Adviser has entered into a contractual expense limitation agreement with the Trust, effective June 30, 2020, so that the Fund's ratio of total annual operating expenses is limited to

1.44% for Class A Shares, 2.19% for Class L Shares, and 1.19% for Institutional Class Shares until at least June 30, 2021.

An investment in an exchange-traded fund (ETF) generally presents the same primary risks as an investment in a conventional fund (i.e., one that is not exchange traded) that has the same investment objectives, strategies, and policies. The price of an ETF can fluctuate up or down, and the Fund could lose money investing in an ETF if the prices of the securities owned by the ETF go down. In addition, ETFs may be

SEC 30-DAY YIELD (%) AS OF 9/30/20

Class	Subsidized Yield	Unsubsidized Yield ¹
Class I	1.25	0.93
Class A	1.00	0.68
Class L	0.26	-0.06

¹Unsubsidized Yield reflects income earned during a 30-day period, after the deduction of the fund's gross expenses.

MAXIMUM SALES CHARGE

Class A 5.75% initial charge.

Class L No CDSC. No front or back end load. Offers the client complete liquidity

HOLDINGS AS OF 9/30/20

ISSUER	%
AMERICAN DEPOSITARY RECEIPT	3.99
Nintendo Co. Ltd.	2.08
Taiwan Semiconductor Manufacturing Co. Ltd.	1.90
REITS	4.45
Crown Castle International Corp.	1.55
Digital Realty Trust, Inc.	1.46
Equinix, Inc.	1.45
COMMUNICATIONS	7.31
Activision Blizzard, Inc.	1.86
Comcast Corp.	1.85
Walt Disney Co.	1.78
Verizon Communications, Inc.	1.83
CONSUMER DISCRETIONARY	7.66
Home Depot, Inc.	1.80
McDonald's Corp.	1.92
NIKE, Inc.	2.06
Starbucks Corp.	1.88
CONSUMER STAPLES	10.63
General Mills, Inc.	1.43
Kroger Co.	1.43
PepsiCo, Inc.	1.50
Target Corp.	1.84
Wal-Mart Stores, Inc.	1.57
Coca-Cola European Partners PLC	1.38
Mitsubishi Corp.	1.49
ENERGY	3.84
EOG Resources, Inc.	1.23
Marathon Petroleum Corp.	1.27
Phillips 66	1.34
FINANCIALS	14.50
American Express Co.	1.78
BlackRock, Inc.	1.67
CME Group, Inc.	1.61
Intercontinental Exchange, Inc.	1.60
Marsh & McLennan Cos., Inc.	1.60
Nasdaq, Inc.	1.49
T. Rowe Price Group, Inc.	1.64
TD Ameritrade Holding Corp.	1.68
Chubb Ltd.	1.43

Holdings subject to change without notice. Current and future portfolio holdings are subject to risk.

HEALTH CARE	14.18
Abbott Laboratories	1.65
AbbVie, Inc.	1.43
Becton Dickinson and Co	1.52
Bristol-Myers Squibb Co.	1.47
CVS Health Corp.	1.57
Merck & Co., Inc.	1.51
Thermo Fisher Scientific, Inc.	1.81
UnitedHealth Group, Inc.	1.48
Medtronic PLC	1.75
INDUSTRIALS	9.74
Deere & Co.	1.72
General Dynamics Corp.	1.41
L3 Harris Technologies, Inc.	1.41
Lockheed Martin Corp.	1.44
United Parcel Service, Inc.	2.19
Waste Management, Inc.	1.57
MATERIALS	4.38
Newmont Goldcorp Corp.	1.82
Linde Public Limited Company	1.85
TECHNOLOGY	4.66
Broadcom, Inc.	1.95
Global Payments, Inc.	1.77
MasterCard, Inc.	1.71
Microsoft Corp.	1.85
Visa, Inc.	1.69
Accenture PLC	1.76
Garmin Ltd.	1.66
UTILITIES	7.44
Duke Energy Corp.	1.54
Exelon Corp.	1.37
NextEra Energy, Inc.	1.58
Southern Co./The	1.45
Cash	1.68
Total	100.0

MANAGEMENT TEAM

David M. Basten , Managing Director

David D. Basten, President/CIO

Notes + Important Disclosures (cont.)

subject to the following risks that do not apply to conventional funds: (i) the market price of an ETF's shares may trade above or below their net asset value; (ii) an active trading market for an ETF's shares may not develop or be maintained; or (iii) trading of an ETF's shares may be halted if the listing exchange's officials deem such action appropriate, the shares are delisted from the exchange, or the activation of market-wide "circuit breakers" (which are tied to large decreases in stock prices) halts stock trading generally.

A Fund's direct or indirect investments in foreign securities, including depositary receipts, involve risks not associated with investing in U.S. securities that can adversely affect the Fund's performance. Foreign markets, particularly emerging markets, may be less liquid, more volatile and subject to less government supervision than domestic markets. Small- and Mid-Cap investing involve greater risk not associated with investing in more established companies, such as greater price volatility, business risk, less liquidity and increased competitive threat.

Diversification does not ensure a profit or guarantee against loss.