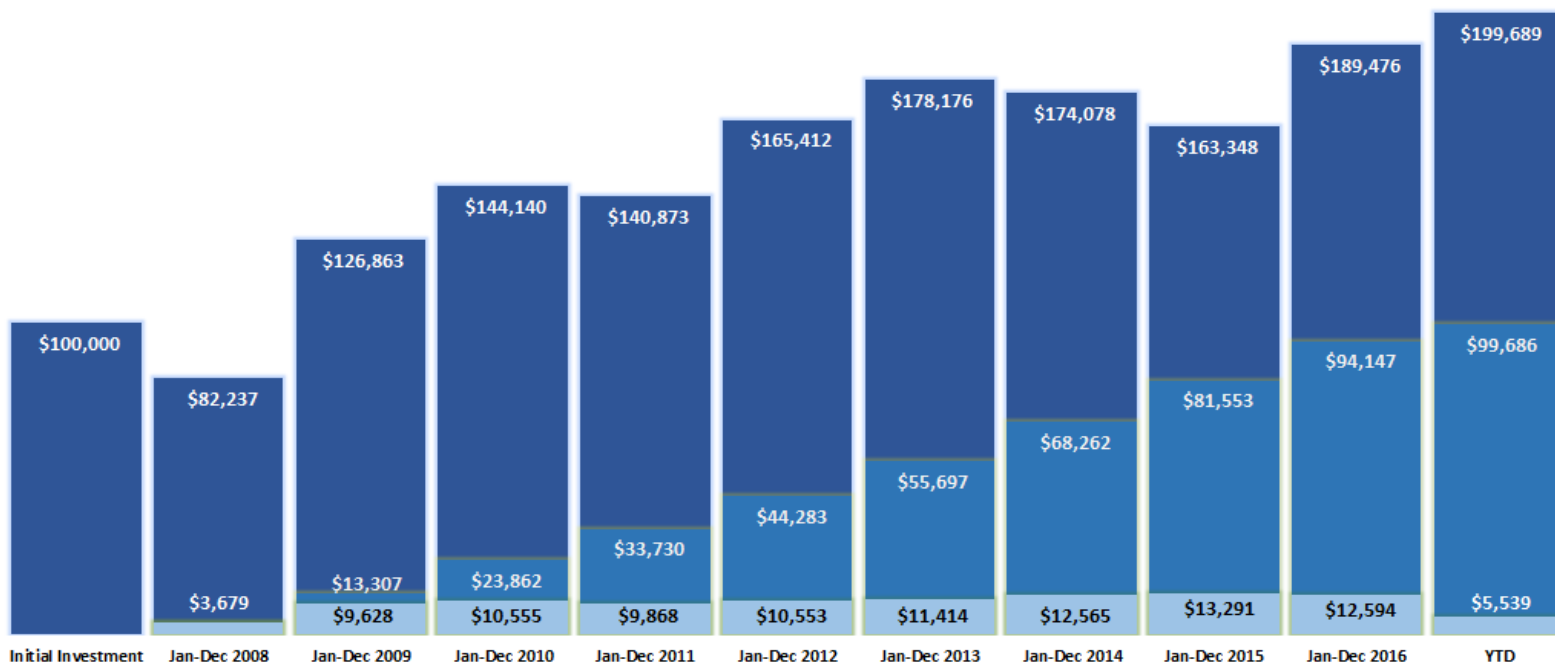


- Aggregate Portfolio
- Cumulative Reinvested Dividends (including current year)
- Current Year's Reinvested Dividends
- Cumulative Withdrawn Dividend (including current year)
- Current Year's Withdrawn Dividends

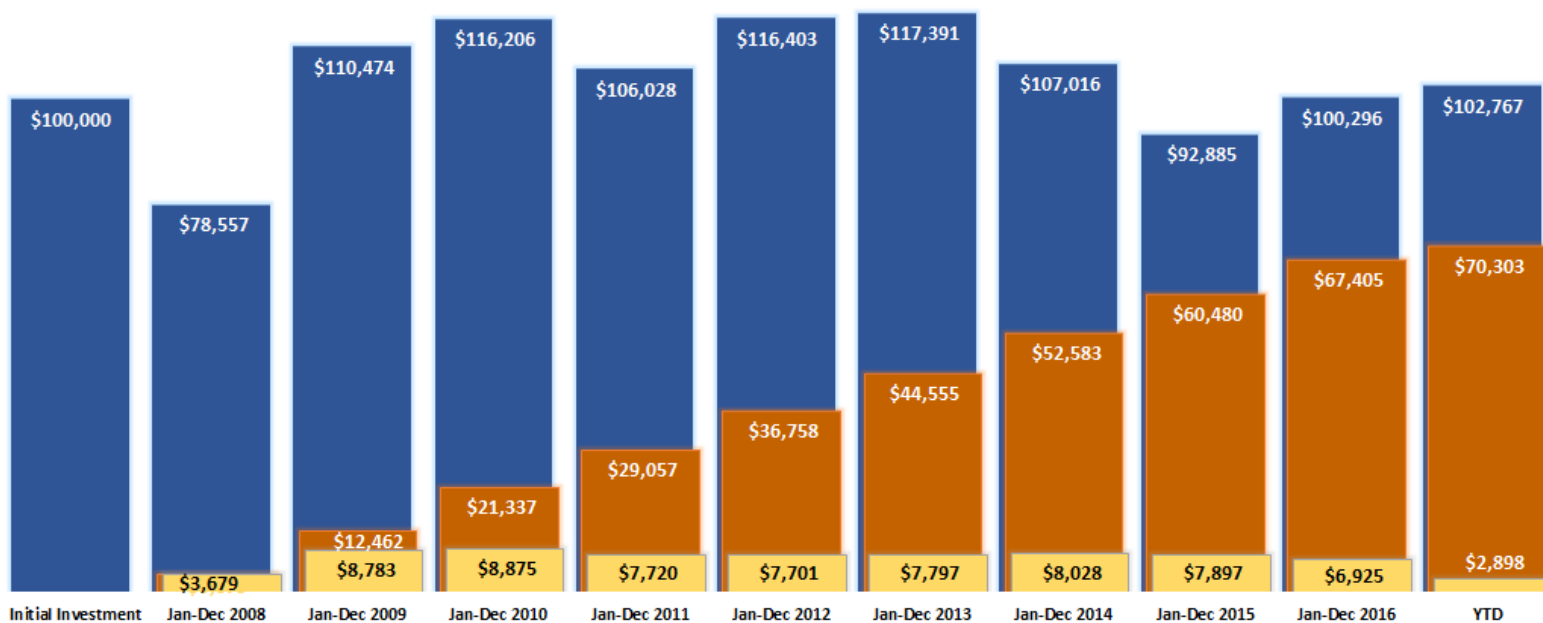
ENHANCE YIELD BY REINVESTING DIVIDENDS

Growth of \$100,000 with Dividends Reinvested (1/1/2008 to 6/30/2017)



PORTFOLIO GROWTH + INCOME PAYMENTS

Growth of \$100,000 with Dividends Withdrawn (1/1/2008 to 6/30/2017)



Source: Morningstar Advisor Workstation

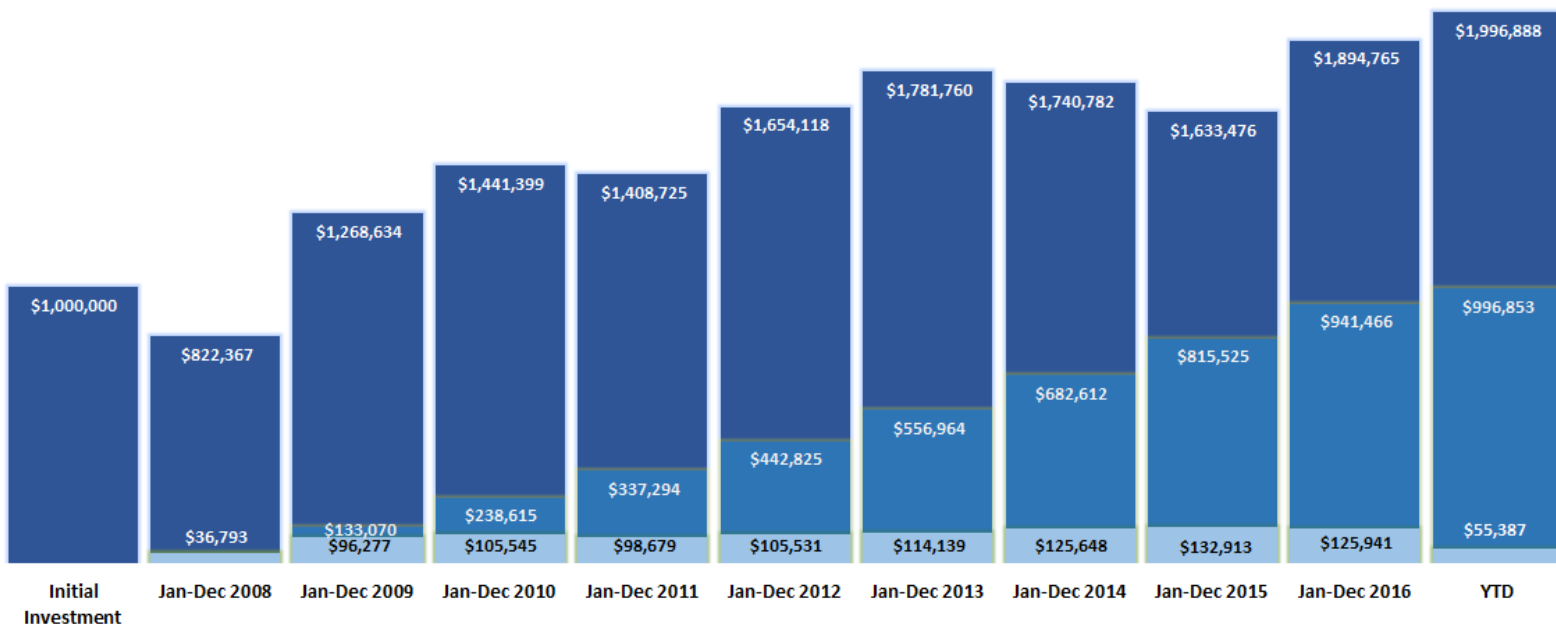
The portfolio-level performance shown is hypothetical and for illustrative purposes only. Investment returns will differ from the results shown.

ASSUMPTIONS: (1) Initial investment of \$100,000 made in the Yorktown Multi-Asset Income Fund (APIUX) on 1/1/2008; (2) No additional deposits or withdrawals from 1/1/2008 through 6/30/2017. NOTE: APIUX is load waived for this illustration

- Aggregate Portfolio
- Cumulative Reinvested Dividends (including current year)
- Current Year's Reinvested Dividends
- Cumulative Withdrawn Dividend (including current year)
- Current Year's Withdrawn Dividends

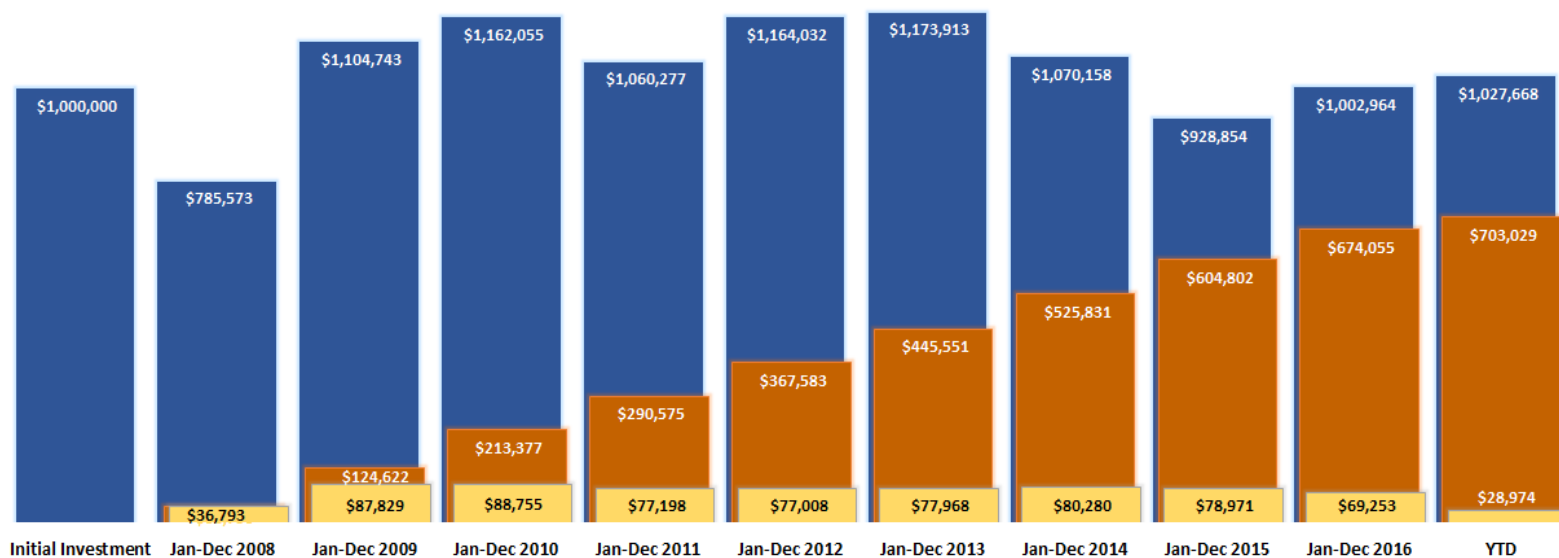
ENHANCE YIELD BY REINVESTING DIVIDENDS

Growth of \$1,000,000 with Dividends Reinvested (1/1/2008 to 6/30/2017)



PORTFOLIO GROWTH + INCOME PAYMENTS

Growth of \$1,000,000 with Dividends Withdrawn (1/1/2008 to 6/30/2017)



Source: Morningstar Advisor Workstation

The portfolio-level performance shown is hypothetical and for illustrative purposes only. Investment returns will differ from the results shown.

ASSUMPTIONS: (1) Initial investment of \$1,000,000 made in the Yorktown Multi-Asset Income Fund (APIUX) on 1/1/2008; (2) No additional deposits or withdrawals from 1/1/2008 through 6/30/2017.

Average Annual Total Returns (%) as of 6/30/2017

Class	YTD	1 Year	3 Year	5 Year	10 Year	Inception
A ¹	5.39	13.20	1.80	5.29	7.36	5.73
A ²	-0.67	6.69	-0.19	4.05	6.73	5.73
L	5.16	12.63	1.30	4.78	6.76	5.23
I	5.65	13.75	2.33	5.82	—	6.15

Maximum Sales Charge
Class A: 5.75% initial charge

Class L: No CDSC. No front or back-end load; offers the client complete liquidity.

CLASS	TICKER	INCEPTION
A	APIUX	7/02/1997
L	AFFIX	7/01/2004
INST	APIIX	4/01/2010

CALENDAR YEAR RETURNS (%)

Class	2007	2008	2009	2010	2011	2012	2013	2014	2015	2016
A	2.47	-17.76	53.25	13.62	-2.22	17.42	7.72	-2.30	-6.16	16.00
L	1.42	-18.54	53.02	13.28	-2.49	17.03	7.19	-2.80	-6.65	15.37
I	n/a	n/a	n/a	14.05	-1.45	18.16	8.20	-1.79	-5.81	16.74

¹without sales charge ²with sales charge

The Performance quoted represents past performance and does not guarantee future results. The investment return and principal value of an investment in the Fund will fluctuate so that an investor's shares, when redeemed, may be worth more or less than their original cost. Current performance of the Fund may be lower or higher than the performance quoted. Performance data current to the most recent month end may be obtained by calling 1-800-544-6060.

As of the May 31, 2017 prospectus, amended June 21, 2017, (1) Fund total operating expense ratios are: Class A, 2.52%; Class L, 3.02%; Institutional Class, 2.02% and (2) Fund net annual operating expense ratios are: Class A, 1.13%, Class L, 1.63%, Institutional Class, 0.63% plus acquired fund fees and expenses of 1.39%. The fund does not use fee waivers at this time.

Investing involves risk. Diversification does not ensure a profit or guarantee against loss.

There are no guarantees that dividend paying stocks will continue to pay dividends. Dividend paying stocks may not experience the same capital appreciation potential as non-dividend paying stocks. In addition, such a strategy does not ensure profit or guarantee against loss.

You should carefully consider the investment objectives, potential risks, management fees, and charges and expenses of the Fund before investment. The Fund's prospectus contains this and other information about the Fund, and should be read carefully before investment. You may obtain a current copy of the fund's prospectus by calling 1-800-544-6060.

Distributed by Unified Financial Securities, LLC (Member FINRA)